



GOVERNMENT OF INDIA  
MINISTRY OF CORPORATE AFFAIRS

Registrar of Companies, Mumbai  
Everest , 100 , Marine Drive

Certificate of Incorporation

[Pursuant to sub-section (2) of section 7 of the Companies Act, 2013 and rule 8 of the Companies (Incorporation) Rules, 2014]

I hereby certify that 3D FUTURE TECHNOLOGIES PRIVATE LIMITED is incorporated on this Nineteenth day of January Two Thousand Fifteen under the Companies Act, 2013 and that the company is limited by shares.

The CIN of the company is U74999MH2015PTC281114.

Given under my hand at Mumbai this Nineteenth day of January Two Thousand Fifteen.

Validly witnessed  
REGISTRAR OF COMPANIES  
MUMBAI.

SUDHAKAR TULASHIRAM BHOYE  
Assistant Registrar of Companies  
Maharashtra

Mailing Address as per record available in Registrar of Companies office:

3D FUTURE TECHNOLOGIES PRIVATE LIMITED  
FLOOR-G-5, PLOT-8, ADOR HOUSE, KAKUSHROO DUBASH MARG, KALA GHODA,  
FORT,  
MUMBAI - 400001,  
Maharashtra, INDIA



## DIRECTOR'S REPORT

Dear Shareholders,

Your Directors have pleasure in presenting **First Annual Report** of **3D Future Technologies Private Limited** with the audited statement of accounts for the period ending **31<sup>st</sup> March, 2015**.

### 1.0 FINANCIAL HIGHLIGHTS:

Key Financial Indicators	(Rupees)
	For the period 19.01.2015 to 31.03.2015
Sales, Services and other Income	-
Gross Profit / (Loss) before Interest and Depreciation	(7,43,155)
Less : Interest	-
Depreciation	-
<b>Profit / (Loss ) Before Tax</b>	<b>(7,43,155)</b>
Add/ Less:	
Provision for Taxation	-
Income Tax & Wealth Tax	-
Deferred Tax	-
<b>Profit After Tax</b>	<b>(7,43,155)</b>
<b>Balance in Profit and Loss Account</b>	-
<b>Surplus / (Deficit) available for appropriation</b>	<b>(7,43,155)</b>
<b><u>APPROPRIATION:</u></b>	
General Reserve towards depreciation	-
Proposed Dividend	-
Tax on Proposed Dividend	-
<b>Balance carried to Balance Sheet</b>	<b>(7,43,155)</b>

## 2.0 OPERATIONS

Your Company has not yet commenced business activities during the financial year under review. The loss after tax at Rs. 7.43 lac which includes preliminary expenses of Rs. 6.08 lac.

## 3.0 EXTRACT OF ANNUAL RETURN

Being a first year of Incorporation Filing of Annual Return not applicable.

## 4.0 NUMBER OF MEETINGS OF BOARD

During FY 2014-15, the Board of Directors met one time, as detailed below:

Date of Meeting	Place of Meeting	Number of Directors Present
11 <sup>th</sup> February, 2015	Mumbai	3

## 5.0 DIRECTORS RESPONSIBILITY STATEMENT

Pursuant to the requirements of Section 134(5) of the Companies Act, 2013, with respect to the Director's Responsibility Statement, it is hereby confirmed:

- a) In the preparation of the annual accounts for the period ended 31<sup>st</sup> March, 2015, the applicable Accounting Standards have been followed along with proper explanation relating to material departures, if any.
- b) The Directors have selected such accounting policies and applied them consistently and made judgments and estimates that are reasonable and prudent so as to give a true and fair view of the state of affairs of the Company at the end of the financial year and of the profit / or loss of the Company for that period.
- c) The Directors had taken proper and sufficient care for the maintenance of adequate accounting records in accordance with the provisions of the said Act for safeguarding the assets of the Company for preventing and detecting fraud and other irregularities.
- d) Annual Accounts for the period ending as on 31<sup>st</sup> March, 2015 have been prepared on a going concern basis.
- e) Proper systems are in place to ensure compliance with the provisions of all applicable laws and such systems are adequate & operating effectively.

## 6.0 PARTICULARS OF CONTRACTS & ARRANGEMENTS U/S 188

None of the transactions with any of the Related Parties was in conflict with the interest of the Company. All Related Party Transactions were in the ordinary course of business and negotiated on arm's length basis and in the best interest of the Company. Details of such transactions are given below:

SR. NO.	NAME OF RELATED PARTY	NATURE OF RELATIONSHIP	NATURE OF TRANSACTION	AMOUNT (Rs. In Lacs)
1.	M/s Ador Fontech Limited	Holding Company	Reimbursement of Expenses	Rs.6.79 Lac

#### 7.0 FOREIGN EXCHANGE

There was no Foreign Exchange Earnings and outgo during the financial year under review.

#### 8.0 FIXED DEPOSITS

The Company has not accepted any deposits from the Directors and their relatives during the year under review.

#### 9.0 INSURANCE

At present the Company does not have any fixed assets which require insurance.

#### 10.0 ENERGY CONSERVATION, TECHNOLOGY ABSORPTION & FOREIGN EXCHANGE

As per Section 134 of the Companies Act, 2013 read with the Rules framed thereunder, requirements of disclosure with regard to the conservation of energy are not applicable to the Company. The company has not yet commenced business activities. Hence, details of conservation of energy are not required to be furnished. However, the Company is taking sufficient steps for the purpose of energy conservation and ensuring safety.

The Company has not incurred any expenses on Research & Development during the year under review.

#### 11.0 AUDITOR'S REPORT

There are no qualifications contained in the Auditor's Report & therefore no explanation is required.

#### 12.0 AUDITORS

M/s. Sanjay & Snehal, Chartered Accountants the Statutory Auditors of the Company hold office until the conclusion of the ensuing Annual General Meeting and are eligible for reappointment.

The Company has received letter from M/s. Sanjay & Snehal, Chartered Accountants, to the effect that their appointment, if made, would be within the prescribed limits under Section 139 of the Companies Act, 2013, and that they are not disqualified for such appointment within the meaning of Section 141 of the Companies Act, 2013.

### 13.0 PARTICULARS OF EMPLOYEES

The Company consists of set of employees who are technically trained professionals, instructors, application engineers and consultants. They possess numerous qualities such as organizational skills, work ethics, high adaptability and reliability. All these potential attributes lead in excelling the organization to greater level.

### 14.0 ACKNOWLEDGEMENT

We thank our shareholders, bankers, regulatory bodies and other business constituents for their continued support during the year. We place on record our appreciation for the contribution made by our employees at all levels. Our organizational growth was made possible by their hard work, solidarity, co-operation and support. We also gratefully acknowledge the continued support and cooperation of our Holding Company, M/s. Ador Fontech Limited and also its executives, officers and staff.

For and on behalf of the Board,

  
**Ninotchka Malkani Nagpal**  
Director  
DIN: 00031985

Mumbai: 30<sup>th</sup> April, 2015.



**Sanjay T. Tupe**  
B.Com, F.C.A.

**Snehal S. Walavalkar**  
B.Com, A.C.A., DISA,

**Sanjay & Snehal**

Chartered Accountants

1, Parijat, Mulund Sahakar Vishwa CHS., Ltd.  
Hira Nagar, Nahur Road., Mulund (West),  
Mumbai - 400 080. Tel.(O) : 022 - 25614534  
Email : sanjayandsnehal@gmail.com

## Independent Auditor's Opinion

To the Members of 3D Future Technologies Pvt. Ltd.

### Report on the Financial Statements

We have audited the accompanying financial statements of 3D Future Technologies Pvt. Ltd. ("the Company"), which comprise the Balance Sheet as at 31<sup>st</sup> March, 2015, the Statement of Profit and Loss, Cash flow statement for the period then ended, and a summary of the significant accounting policies and other explanatory information.

### Management's Responsibility for the Financial Statements

The Company's Board of Directors are responsible for the matters stated in Section 134(5) of Companies Act, 2013 ("the Act") with respect to the preparation of these financial statements that give a true and fair view of the financial position, financial performance of the Company in accordance with the accounting principles generally accepted in India, including the Accounting Standards specified in section 133 of Act, read with Rule 7 of the Companies (Accounts) Rule, 2014. This responsibility includes maintenance of adequate accounting records in accordance with the provisions of the Act for safeguarding of the assets of the Company and for preventing and detecting frauds and other irregularities; selection and application of appropriate accounting policies; making judgments and estimates that are reasonable and prudent; and design, implementation and maintenance of adequate internal financial controls, that were operating effectively for ensuring the accuracy and completeness of the accounting records, relevant to the preparation and presentation of the financial statements that give true and fair view and are free from material misstatement, whether due to fraud or error.

### Auditors' Responsibility

Our responsibility is to express an opinion on these financial statements based on our audit.

We have taken into account the provisions of the Act, the accounting and auditing standards and matters which are required to be included in the audit report under the provisions of the Act and the Rules made thereunder.



# **Sanjay & Snehal**

## **Chartered Accountants**

We conducted our audit in accordance with the Standards on Auditing specified under Section 143(10) of the Act. Those Standards require that we comply with the ethical requirements and plan and perform the audit to obtain reasonable assurance about whether the financial statements are free from material misstatement.

An audit involves performing procedures to obtain audit evidence about the amounts and the disclosures in the financial statements. The procedures selected depend on the auditor's judgment, including the assessment of the risks of material misstatement of the financial statements, whether due to fraud or error. In making those risk assessments, the auditor considers the internal control relevant to the Company's preparation of the financial statements that give true and fair view in order to design audit procedures that are appropriate in the circumstances. An audit also includes evaluating the appropriateness of accounting policies used and the reasonableness of the accounting estimates made by the Company's Directors, as well as evaluating the overall presentation of the financial statements.

We believe that the audit evidence we have obtained is sufficient and appropriate to provide a basis for our audit opinion.

### **Opinion**

In our opinion and to the best of our information and according to the explanations given to us, the financial statements give the information required by the Act in the manner so required and give a true and fair view in conformity with the accounting principles generally accepted in India, of the state of affairs of the Company as at 31<sup>st</sup> March, 2015, and the loss for the period ended on that date and of the cash flow for the period ended on that date.

### **Report on Other Legal and Regulatory Requirements**

As required by Section 143 (3) of the Act, we report that:

- a) We have sought and obtained all the information and explanations which to the best of our knowledge and belief were necessary for the purposes of our audit.
- b) In our opinion, proper books of account as required by law have been kept by the Company so far as it appears from our examination of those books.
- c) The Balance Sheet, the Statement of Profit and Loss and Cash flow statement dealt with by this Report are in agreement with the books of account.
- d) In our opinion, the Balance Sheet, The Statement of Profit and Loss and statement of Cash flow comply with the Accounting Standards specified under Section 133 of the Act, read with Rule 7 of the Companies (Accounts) Rules, 2014.



**3D FUTURE TECHNOLOGIES PVT LTD**

Balance Sheet as at 31st March, 2015

(Rupees)

Particulars		Note No.	As at 31st March, 2015
<b>I.</b>	<b>EQUITY AND LIABILITIES</b>		
	(1) Shareholder's funds		
	(a) Share Capital	2	10,000,000
	(b) Reserves and surplus	3	(743,155)
	(2) Current liabilities		
	(a) Other current liabilities	4	695,588
	<b>Total</b>		<b>9,952,433</b>
<b>II.</b>	<b>ASSETS</b>		
	(1) Current assets		
	(a) Cash and cash equivalents	5	9,952,433
	<b>Total</b>		<b>9,952,433</b>

The Notes form an integral part of these financial statements

As per our attached report of even date

For **SANJAY & SNEHAL**

Chartered Accountants

Firm Reg. No. 118160W


  
Sanjay Tupe


Partner

Membership No.: 49623



On behalf of the Board of Directors

  
Ninotchka Malvani Nagpal  
Director  
DIN: 00031985

  
Harish Phatandas Ledwani  
Director  
DIN: 00040629

Mumbai: 30th April, 2015

Mumbai: 30th April, 2015



**3D FUTURE TECHNOLOGIES PVT LTD**  
Statement of Profit and Loss for the period 19.01.2015 to 31.03.2015

(Rupees)

Particulars	Refer Note No.	For the period from 19.01.2015 -31.03.2015
I. Revenue from operations		-
II. Other Income		-
III. Total Revenue (I + II)		-
IV. Expenses:		
Other Expenses	6	743,155
Total Expenses		743,155
V. Profit / (Loss) before tax (III - IV)		(743,155)
VI. Tax expense:		
Current tax		-
Deferred tax		-
VII. Profit / (Loss) after tax (V- VI)		(743,155)
VIII. Weighted average number of equity shares outstanding during the year. (Face Value Rs.10/- each)		1,000,000
Basic and Diluted Earnings Per Share		-

The Notes form an integral part of these financial statements

As per our attached report of even date

**For SANJAY & SNEHAL**

Chartered Accountants

Firm Reg. No. 118160W

*Sanjay Tupe*

**Sanjay Tupe**

Partner

Membership No.: 49623



Mumbai: 30th April, 2015

On behalf of the Board of Directors

*Ninotchka Malkani Nagpal*

**Ninotchka Malkani Nagpal**

Director

DIN: 00031985

*Harish Phatandas Ledwani*

**Harish Phatandas Ledwani**

Director

DIN: 00040629

Mumbai: 30th April, 2015

3D FUTURE TECHNOLOGIES PVT LTD


CASH FLOW STATEMENT FOR THE PERIOD ENDED 31st MARCH, 2015

(Rupees)

Particulars	For the period from 19.01.2015 - 31.03.2015
<b>(A) Cash flows from operating activities</b>	
Net Profit / (loss) for the period	(743,155)
Operating Profit before changes in Working Capital	(743,155)
<u>Changes In Working Capital</u>	
Increase/ (Decrease) in Current liabilities	695,588
Cash Generated/ (Deficit) from Operations	(47,567)
Taxes Paid	-
Net cash from operating activities (A)	(47,567)
<b>(B) Cash flows from financing activities</b>	
Proceeds from issuance of share capital	10,000,000
Net cash from financing activities (B)	10,000,000
(C) Net increase in cash and cash equivalents (A+B)	9,952,433
(D) Cash and cash equivalents at beginning of period	-
(E) Cash and cash equivalents at end of period- Refer note 5	9,952,433


The Notes form an integral part of these financial statements


As per our attached report of even date  
For **SANJAY & SNEHAL**  
Chartered Accountants  
Firm Reg. No. 118160W

  
Sanjay Tupe  
Partner  
Membership No.: 49623



On behalf of the Board of Directors

  
Ninotchka Malkani Nagpal  
Director  
DIN: 00031985

  
Harish Phatandas Ledwani  
Director  
DIN: 00040629

Mumbai: 30th April, 2015

Mumbai: 30th April, 2015

#### Corporate Information

The Company was promoted & incorporated by M/s. Ador Fontech Limited on 19th January, 2015 to explore the huge business opportunity in the Dental -Health Care Market.

### 1 Significant Accounting Policies

#### 1.1 Basis of preparation of financial statements

##### Basis of preparation

The financial statements have been prepared to comply in all material respects with the notified accounting standards by the Companies (Accounting Standards) Rules, 2006 read with Rule 7 to the Companies (Accounts) Rules 2014 in respect of Section 133 to the Companies Act, 2013. The financial statements for the year ended 31 March 2015 have been prepared under the historical cost convention, on an accrual basis of accounting.

All the assets and liabilities have been classified as current or non-current, wherever applicable as per the operating cycle of the Company as per the guidance as set out in the Schedule III to the Companies Act, 2013.

#### 1.2 Accounting estimates

The preparation of the financial statements in conformity with generally accepted accounting principles requires management to make estimates and assumptions that affect the reported amounts of assets and liabilities and disclosure of contingent liabilities as at the date of financial statements and the results of operation during the reported period. Although these estimates are based upon management's best knowledge of current events and actions, actual results could differ from these estimates which are recognised in the period in which they are determined. Any revision to accounting estimates is recognized prospectively in current period and future periods.

#### 1.3 Fixed Assets

##### a Tangible fixed assets

Fixed assets are stated at cost of acquisition including attributable interest and finance costs till the date of acquisition/installation of the assets and improvement thereon less accumulated depreciation / amortisation and accumulated impairment losses if any.

##### b Capital work in progress

Capital work in progress represents expenditure incurred in respect of capital assets under development and are carried at cost.

##### c Other Intangible assets

All intangible assets are stated at cost less accumulated amortisation and impairment losses, if any.

#### 1.4 Depreciation / Amortisation

##### a Depreciation on tangible assets is provided:

- i) On the written down value basis considering the useful life prescribed in Schedule II to the Companies Act, 2013 on a pro-rata basis.
- ii) Leasehold improvements are amortised over the period of lease or their estimated useful lives as determined by the management, whichever is lower.

##### b Intangible assets are amortised over a period of 5 years

#### 1.5 Impairment

The carrying amounts of the Company's assets are reviewed at each balance sheet date if there is any indication of impairment based on internal/external factors. An impairment loss is recognized whenever the carrying amount of an asset exceeds its recoverable amount. The recoverable amount is the greater of the assets net selling price and its value in use. Impairment loss is recognized in the Statement of Profit and Loss or against revaluation surplus where applicable beyond the carrying value that would have prevailed by charging usual depreciation if there was no impairment.

A previously recognized impairment loss is increased or reversed depending on changes in circumstances. However the carrying value after reversal is not increased beyond the carrying value that would have prevailed by charging usual depreciation if there was no impairment.

#### 1.6 Investments

- a Investments, which are readily realisable and intended to be held for not more than one year from the date on which such investments are made, are classified as current investments. All other investments are classified as non-current investments.



- b Current investments are carried in the financial statements at lower of cost or fair value determined on an individual investment basis. Non-current Investments are carried at cost, provision for diminution in value is made to recognise a decline other than temporary in the value of the investments. Trade investments are the investments made for or to enhance the Company's business interests.
- c On initial recognition, all investments are measured at cost. The cost comprises purchase price and directly attributable acquisition charges such as brokerage, fees and duties. If an investment is acquired, or partly acquired, by the issue of shares or other securities, the acquisition cost is the fair value of the securities issued. If an investment is acquired in exchange for another asset, the acquisition is determined by reference to the fair value of the asset given up or by reference to the fair value of the investment acquired, whichever is more clearly evident.
- d On disposal of an investment, the difference between its carrying amount and net disposal proceeds is charged or credited to the statement of profit and loss.

#### 1.7 Inventories

The stock of raw materials and components, goods in process, finished goods and stores, spares, etc. are stated at lower of cost or net realisable value (NRV).

In determining the cost of the raw materials and components FIFO method is used. Cost of goods in process and manufactured finished products includes the cost of materials, labour and other manufacturing overhead. Average cost method is used to determine cost of work in progress and finished goods.

Obsolete slow moving and defective inventories are identified at the time of physical verification of inventories and where necessary, provision is made for such inventories.

#### 1.8 Revenue recognition

Revenue is recognised to the extent that it is probable that the economic benefits will flow to the Company and the revenue can be reliably measured. Turnover, which represents invoiced value of goods sold is recognized net of sales tax. The following specific recognition criteria must also be met before revenue is recognised:

##### a Supply contracts - Sale of products

Revenue from supply contract is recognized when the substantial risk and rewards of ownership is transferred to the buyer. Revenue from product sales are shown as net of all applicable taxes and discounts.

##### b Interest Income

Interest and other income are accounted for on accrual basis except where the receipt of income is uncertain in which case it is accounted for on receipt basis.

##### c Dividend Income

Dividend is recognized when the right to receive the payment is established.

#### Foreign Exchange Translation of Foreign Projects and Accounting of Foreign Exchange Transactions

##### a Initial Recognition and conversion

Foreign currency transactions are recorded in the reporting currency, by applying to the foreign currency amount the exchange rate between the reporting currency and the foreign currency at the date of the transaction.

Foreign currency monetary items are reported using the closing rate. Non monetary items which are carried in terms of historical cost denominated in a foreign currency are reported using the exchange rate at the date of the transaction.

##### b Treatment of Exchange Differences

Exchange differences arising on the settlement of monetary items or on reporting company's monetary items at rates different from those at which they were initially recorded during the year, or reported in previous financial statements, are recognized as income or as expenses in the year in which they arise.

#### 1.10 Employee Benefits

##### a Defined contribution plan

Contributions to defined contribution schemes such as employees' state insurance, labour welfare fund and superannuation scheme, etc. are charged as an expense based on the amount of contribution required to be made as and when services are rendered by the employees. The above benefits are classified as Defined Contribution Schemes as the Company has no further defined obligations beyond the monthly contributions.



**b Defined benefit plan**

Company has defined benefit plans for post-employment benefits in the form of Gratuity. The Company has taken an Insurance Policy under the Group Gratuity Scheme with the insurance company to cover the Gratuity Liability. The liability for Defined Benefit Plans is provided on the basis of valuations, as at the Balance Sheet date, carried out by an independent actuary.

The obligations are measured as the present value of estimated future cash flows discounted at rates reflecting the prevailing market yields of Indian Government securities as at the Balance Sheet date for the estimated term of the obligations. The estimate of future salary increases considered takes into account the inflation, seniority, promotion and other relevant factors.

The expected rate of return of plan assets is the company's expectation of the average long-term rate of return expected on investments of the fund during the estimated term of the obligations. Plan assets are measured at fair value as at the Balance Sheet date. The actuarial valuation method used by independent actuary for measuring the liability is the Projected Unit Credit method.

**c Other benefits**

The Company treats accumulated leave expected to be carried forward beyond twelve months, as long-term employee benefit for the measurement purposes. Such long-term compensated absences are provided for based on the actuarial valuations using the projected unit credit method at the period end. Accumulated leave which is expected to be utilised within next 12 months, is treated as short-term employee benefit. The Company measures the expected cost of such absences as the additional amount that it expects to pay as a result of the unused entitlement that has accumulated at the reporting date.

**1.11 Taxation**

**a Current tax**

Provision for current tax is recognised based on the estimated tax liability computed after taking credit for allowances and exemptions in accordance with the Income Tax Act, 1961.

Minimum Alternative Tax (MAT) credit is recognised as an asset only when and to the extent there is convincing evidence that the Company will pay normal income tax during the specified period. In the period in which the MAT credit becomes eligible to be recognised as an asset in accordance with the recommendations contained in Guidance Note issued by the Institute of Chartered Accountants of India, the said asset is created by way of a credit to the statement of profit and loss and shown as MAT credit entitlement. The Company reviews the same at each balance sheet date and writes down the carrying amount of MAT credit entitlement to the extent there is no longer convincing evidence to the effect that the Company will pay normal income tax during the specified period.

**b Deferred tax**

Deferred tax assets and liabilities are recognised for the future tax consequences attributable to timing differences between the financial statements' carrying amount of existing assets and liabilities and their respective tax basis. Deferred tax assets and liabilities are measured using the enacted tax rates or tax rates that are substantively enacted at the balance sheet dates. The effect on deferred tax assets and liabilities of a change in tax rates is recognised in the period that includes the enactment date. Where there is unabsorbed depreciation or carry forward losses, deferred tax assets are recognised only if there is virtual certainty supported by convincing evidence that they can be realised against future taxable profits. Where there is no unabsorbed depreciation/carry forward loss, deferred tax assets are recognised only to the extent there is a reasonable certainty of realisation in future. Such assets are reviewed at each balance sheet date to reassess realisation.

**1.12 Leases**

Leases, where the lessor effectively retains substantially all the risks and benefits of ownership of the leased term, are classified as operating leases. Operating lease payments are recognised as an expense in the statement of profit and loss on a straight line basis over the lease term.

**1.13 Cash and cash equivalents**

Cash and cash equivalents for purpose of the cash flow statements comprise cash at bank and in hand and short-term investments with an original maturity of three months or less.



#### 1.14 Earnings per share

Basic earnings per share is calculated by dividing the net profit or loss for the period attributable to equity shareholders by the weighted average number of equity shares outstanding during the period. The weighted average number of equity shares outstanding during the period and for all periods presented is adjusted for events, such as bonus shares, other than the conversion of potential equity shares, that have changed the number of equity shares outstanding, without a corresponding change in resources.

For the purpose of calculating diluted earnings per share, the net profit or loss for the period attributable to equity shareholders and weighted average number of equity shares outstanding during the period is adjusted for the effects of all dilutive potential equity shares.

#### 1.15 Provisions and Contingent liabilities

A provision is recognised when the Company has a present obligation as a result of past events and it is probable that an outflow of resources will be required to settle the obligation, in respect of which a reliable estimate can be made. Provisions are not discounted to their present value and are determined based on management's estimate required to settle the obligation at the balance sheet date. These are reviewed at each balance sheet date and adjusted to reflect the current management estimates. Provisions are recognised in the financial statements in respect of present probable obligations, for amounts which can be reliably estimated. Contingent liabilities are disclosed in respect of possible obligations that arise from past events, whose existence would be confirmed by the occurrence or non occurrence of one or more uncertain future events not wholly within the control of the Company.



## 2 Share Capital

### 2.a The Number and amount of shares Authorised, issued, subscribed & fully paid up and subscribed but not fully paid up

Share Capital	As at 31 March 2015	
	Number	Rupees
<b>Authorised</b>		
Equity Shares of Rs. 10/- each	5,000,000	50,000,000
<b>Issued</b>		
Equity Shares of Rs. 10/- each	1,000,000	10,000,000
<b>Subscribed &amp; Fully Paid up</b>		
Equity Shares of Rs. 10/- each fully paid	1,000,000	10,000,000
<b>Total</b>	<b>1,000,000</b>	<b>10,000,000</b>

### 2.b The Number and amount of shares Authorised, issued, subscribed & fully paid up and subscribed but not fully paid up

Share Capital	As at 31 March 2015	
	Number	Rupees
Equity Shares Outstanding at the beginning of the year	-	-
Equity Shares issued during the year	1,000,000	10,000,000
Equity Shares bought back during the year	-	-
Equity Shares outstanding at the end of the year	1,000,000	10,000,000

### 2.c. Terms/rights attached to equity shares

The Company has only one class of equity shares having a par value of Rs. 10 per share. Each holder of equity shares is entitled to one vote per share. The Company declares and pays dividends in Indian Rupees. The dividend proposed, if any, by the Board of Directors is subject to the approval of the shareholders in the ensuing Annual General Meeting, except interim dividend.

During the year no dividend recognised as distributions to equity share holders.

In the event of liquidation of the Company, the holders of equity shares will be entitled to receive remaining assets of the Company, after distribution of all preferential amounts, if any. The distribution will be in proportion to the number of equity shares held by the shareholders.

### 2.d Shareholders holding more than 5% of shares

Name of Shareholder	As at 31 March 2015	
	No. of Shares	% of Holding
Ador Fontech Limited	1,000,000	100%

As per records of the Company, including its register of shareholders/members and other declarations received from shareholders regarding beneficial interest, the above shareholding represents both legal and beneficial ownership of shares.

### 2.e Aggregate number of bonus shares issued, shares issued for consideration other than cash and shares bought back during the period of five years immediately preceding 31 March 2015

The Company has not issued any bonus shares nor has there been any buy back of shares during five years immediately preceding 31 March 2015



**3 Reserves and Surplus**

Particulars	As at
	31 March 2015
	Rupees
Surplus	
Opening balance	-
(+) Net Profit/(Net Loss) For the current year	(743,155.00)
Closing Balance	(743,155.00)
Total	(743,155.00)

**4 Other Current Liabilities**

Particulars	As at
	31 March 2015
	Rupees
Other payables	
Payable to related party	678,734
Outstanding Expenses	16,854
Total	695,588

**5 Cash and Cash Equivalents**

Particulars	As at
	31 March 2015
	Rupees
a. Balances with includes	
In current Account	9,951,135
b. Cash on hand	1,298
Total	9,952,433

**6 Other Expenses**

Particulars	For the period
	19.01.2015- 31.03.2015
	Rupees
Legal & professional fees	41,352
Travelling, Conveyance and Vehicle Expenses	44,375
Incorporation Expenses	608,700
Payment to Auditors Note No. 7	16,854
Miscellaneous Expenses	31,874
Total	743,155





**7 Details of Payment to Auditors**

Particulars	For the period 19.01.2015- 31.03.2015
	Rupees
Audit Fees	16,854
<b>Total</b>	<b>16,854</b>

**8 Related Party Transactions**

Relationship	Name of the Person / Company
a) Holding Company	Ador Fontech Limited
b) Key Management Personnel	Mr. Harish Phatandas Ledwani

Particulars		Holding Company	Key Management Personnel
<b>REIMBURSEMENT OF EXPENSES</b>			
to Ador Fontech Ltd	2014-15	678,734	-
	2013-14	-	-
<b>OUTSTANDING</b>			
Ador Fontech Ltd	2014-15	678,734	-
	2013-14	-	-

- 9** The Company is a Small and Medium Sized Company as defined in the General Instruction in respect of Accounting Standards notified under the Companies Act, 2013. Accordingly, the Company has complied with the Accounting Standards as applicable to Small and Medium Sized Company.
- 10** No Commercial activities has been commenced since Company's incorporation, the expenses incurred on start-up activities has been charged to P&L.
- 11** These being the first accounts after the incorporation of the company, the figures of previous year/ period are not available.

As per our attached report of even date  
For **SANJAY & SNEHAL**  
Chartered Accountant  
Firm Reg. No. 118160W

*Sanjay Tupe*

**Sanjay Tupe**  
Partner  
Membership No.: 49623



Mumbai: 30th April, 2015.

On behalf of the Board of Directors

*Ninotchka Malkani Nagpal*  
**Ninotchka Malkani Nagpal**  
Director  
DIN: 00031985

*Harish Phatandas Ledwani*  
**Harish Phatandas Ledwani**  
Director  
DIN: 00040629

Mumbai: 30th April, 2015.

**BALANCE SHEET ABSTRACT AND COMPANY'S GENERAL BUSINESS PROFILE****I. Registration Details**

Registration No. :

U74999MH2015PTC261114

State Code : 11

Balance Sheet Date: 31<sup>st</sup> March, 2015.**II. Capital Raised during the year (Amount in Rupees )**

Public Issue

Nil

Rights Issue

1,00,00,000

Bonus Issue

Nil

Private Placement

Nil

**III. Position of Mobilization and Development of Funds (Amounts in Rupees)**

Total Liabilities

99,52,433

Total Assets

99,52,433

**Sources of Funds**

Paid-Up Capital

1,00,00,000

Secured Loans

Nil

Reserves &amp; Surplus

(7,43,155)

Unsecured Loans

Nil

**Application of Funds**

Net Fixed Assets

-

Investments

-

Net Current Assets

99,52,433

Misc. Expenditure

Nil

Accumulated Losses

743,155

**IV. Performance of Company (Amount in Rupees )**

Turnover (Net)

-

Total Expenditure

743,155

Profit Before Tax

(743,155)

Profit After Tax

(743,155)

Earning per Share

-

Final Dividend Rate %

-

**V. Generic Names of Principal Products/Services of Company (as per monetary term)**


Item Code No. :

Product Description :

On Behalf of the Board of Directors

  
 Ninotchka Malkani Nagpal  
 Director

DIN: 00031985

  
 Harish Phatandas Ledwani  
 Director

DIN: 00040629